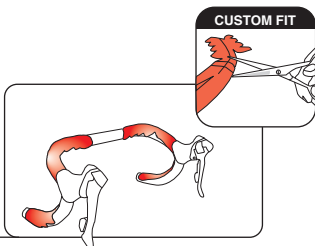


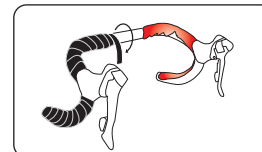
vibewrap™

ERGONOMIC BAR-DAMPENING SYSTEM

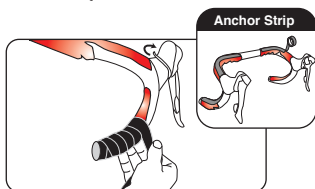
- 1** Prepare handlebar surface, using alcohol or acetone to clean. Position and mark placement of cushioned pillow pads on bars. Cut to customize if necessary. Remove adhesive backing and adhere each pillow pad to handlebars, holding firmly in place for a few seconds.



- 3** Tape down end of Bar Wrap using Aztec end tape to secure.



- 2** Apply adhesive strip along top of bars to anchor the Bar Wrap. Roll back brake lever hoods and use Bar Wrap to cover entire handlebar. Starting from the end of the handlebar, rotate the Bar Wrap towards the center and up the handlebar.



- 4** Roll back the flange on the Aztec end plug and push into open end of bar.



AZTEC

Designed and made in USA by Delta Cycle Corporation, PO Box 628, Foxborough, MA 02035

www.deltacycle.com